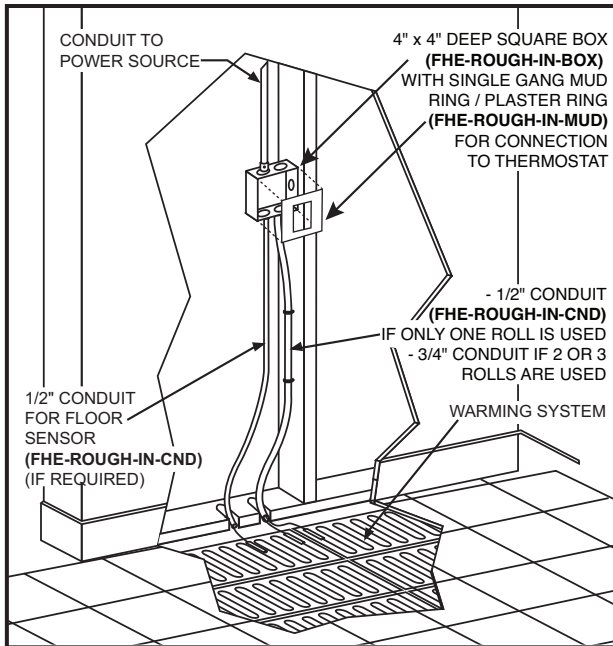


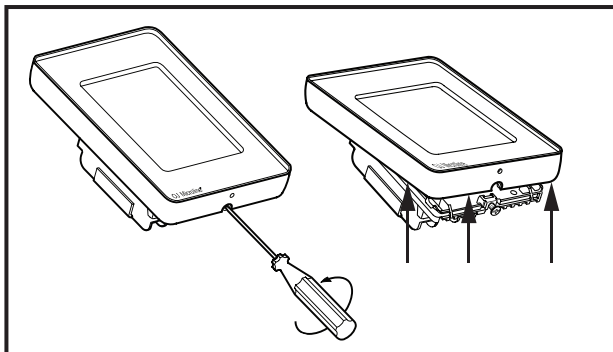
# GENERIC WIRING DIAGRAM

For 120V & 240V heating product with nSpire Touch Wi-Fi (UWG4), nSpire Touch (UDG4), nHance (UDG), nTrust (UTN4), nJoin (USG)

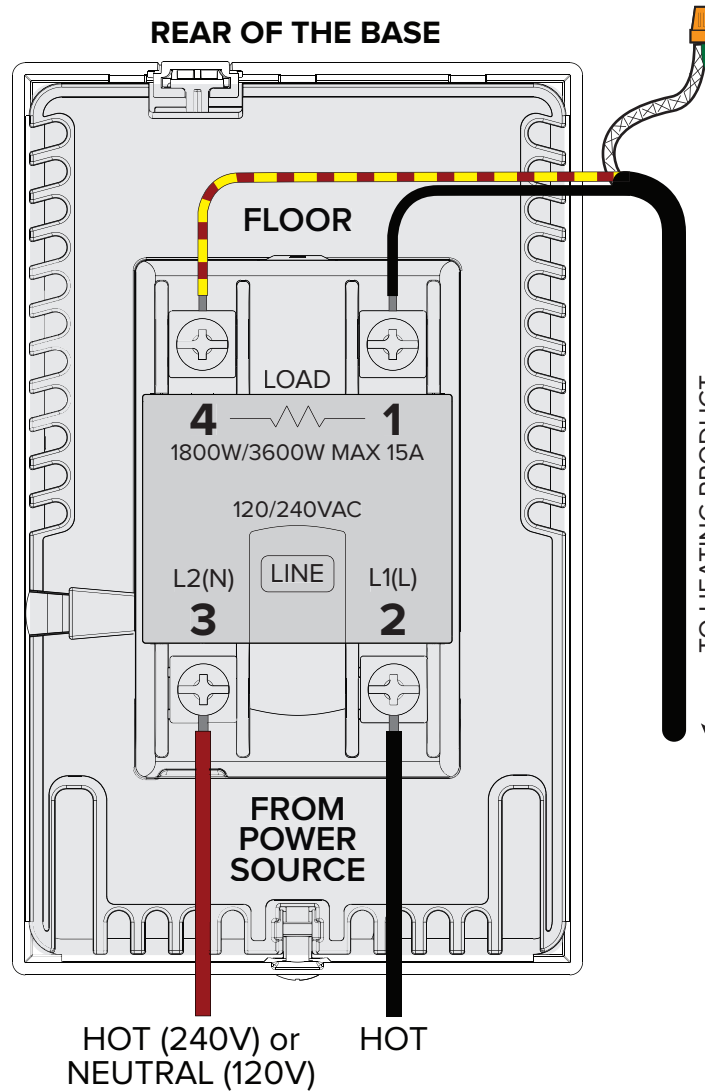
## ELECTRICAL ROUGH-IN



## FACEPLATE REMOVAL

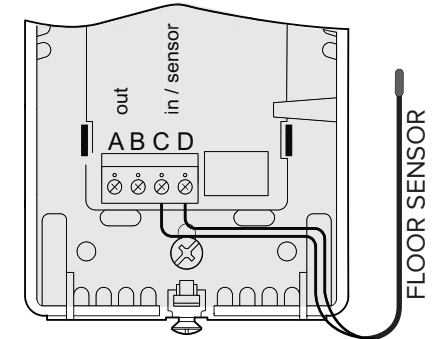


## REAR OF THE BASE



1. MAT HAS NO POLARITY
2. DO NOT CUT THE HEATING WIRE
3. ALWAYS TEST OHMS OF ROLL BEFORE, DURING AND AFTER INSTALLATION
4. ALWAYS TEST SENSOR AND VERIFY 8-15 K OHM RESISTANCE
5. NEVER INSTALL ELECTRIC FLOOR HEATING UNDER PERMANENT FIXTURES
6. THE INSTALLATION MUST COMPLY WITH ALL NATIONAL AND LOCAL ELECTRICAL AND BUILDING CODES, INCLUDING AUTHORITY HAVING JURISDICTION.

## FRONT OF THE BASE



ENSURE THE SYSTEM IS GROUNDED

