




# Environ™ Flex Rolls


Ideal for installation under carpet\*, laminate, and floating wood flooring, Environ™ Flex Rolls add radiant warmth and comfort to any room. These easy-to-install rolls are cULus listed and produce 12 watts per square foot. The uniform spacing of the heating elements throughout the non-adhesive fiber reinforced foil ensures even heat distribution across the entire floor. Environ™ Flex Rolls can be cut and turned at 90° or 180° to cover the total area intended to be heated.



Floating Wood



Laminate



Carpet\*

## Installs under:

### Product Information

Flex Roll	Heating wire between two layers of fiber reinforced foil
Heating Element Insulation	Fluoropolymer
Heating Cable Outer Insulation	Metallic braid
Heating Output	12 watts per sq. ft.
Certifications	cULus listed
Warranty	<ul style="list-style-type: none"> <li>10-year No Nonsense™ warranty under laminate &amp; floating hardwood</li> <li>5-year No Nonsense™ warranty under carpet*</li> </ul>

### Dimensions

Sizes	Available in 1.5' wide rolls
Heating Element Thickness	3/64" (1.19mm) in diameter
Flat Cold Lead	<ul style="list-style-type: none"> <li>Length: 15'</li> <li>Thickness: 3/16" x 9/32"</li> <li>17 AWG for rolls of 9 amps or less</li> <li>14 AWG for rolls over 9 amps</li> <li>1/2" conduit 2 cold leads max</li> <li>3/4" conduit - 3 cold leads Install per local code requirements</li> </ul>
Factory Splice Max Size	1/4" (6.35mm) thick 4.5" (11.4 cm) long splice

### Example Projects

	Bedroom	Living Room	Basement
Heated Area	80 sq. ft.	140 sq. ft.	200 sq. ft.
Product Cost	\$608.00 USD \$730.00 CAD	\$1,080.00 USD \$1,296.00 CAD	\$1,598.00 USD \$1,918.00 CAD
Hourly Cost**	5¢/hr USD 6¢/hr CAD	9¢/hr USD 10¢/hr CAD	13¢/hr USD 15¢/hr CAD

\*U.S. only


\*\* Based on national average of 12¢ per kWh (USA) and 14¢ per kWh (Canada)

### Electrical

- ✓ Environ™ Flex Rolls have no polarity.
- ✓ WarmlyYours controls are equipped with ground fault circuit interrupter (G.F.C.I.) protection.

Voltage	Available in 120V, 240V
Cold Lead Construction	Style number AWM2095, 2 core wires, screened with ground
Cold Lead Wire Colors	120V: Yellow & black with black outer sheath 240V: Red & black with black outer sheath

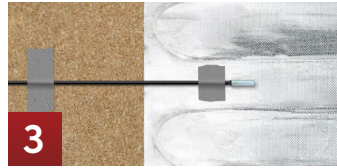
# 4 Simple Steps to Install



**1** For carpet installation, lay out carpet cushion/pad. For laminate and floating wood, lay out cork or compatible underlayment



**2** Install Environ™ Flex Rolls according to your custom SmartPlan™ over carpet cushion or underlayment



**3** Secure the included floor sensor



**4** Install flooring


## Installation Information

- Environ™ Flex Rolls are designed for installation directly under the flooring, installed on top of an underlayment.
- For carpet installations, place Environ™ Flex Rolls directly on top of the carpet cushion (also known as the “pad”, “foam” or “underlay”).
- Multiple Environ Rolls can be wired to a control, as long as they total less than 15 amps (the limit of the controller).
- Multiple Environ Rolls are never wired to each other in series (parallel wiring required). The non-heating leads from each Environ roll need to hook up to the controller and be wired in parallel.
- Do not install under permanent fixtures.
- Never place any furniture that has feet with a “footprint” less than  $\frac{1}{4}$  square inch (i.e.  $\frac{1}{2}$ ” x  $\frac{1}{2}$ ”) on a carpet with Environ Flex Rolls beneath it, irrespective of the weight of the furniture.
- Never place any item with a “footprint” of 36 square inches (i.e. 6” x 6”) or more on a carpet with Environ Flex Rolls beneath it, if that item is thicker than 1” (for example, do not leave a mattress, bean bag or dog bed on the heated floor).
- Furniture with feet that have an appropriate footprint (between  $\frac{1}{4}$  square inch and 36 square inches) must not exert a force greater than 100 pounds per square inch (PSI) on a carpet surface that has Environ Flex Rolls beneath it.

- If heating a carpet floor, the thickness of the carpet must be at least  $\frac{1}{4}$ ” thick, but not exceed a thickness of 1”.
- Rubber or foam-backed carpets are not compatible with Environ floor heating as they trap too much heat from radiating upward into the room.
- Do not shorten the warming roll. Do NOT cut the heating wire. Only the non-heating cold leads can be shortened.
- Do not run a power lead or sensor wire across a warming cable.
- Do not fold or position the warming system so that the roll overlaps itself or other warming cables (this could lead to dangerous overheating).
- 150 sq. ft. of heating can be installed on a single 120 V circuit. 300 sq. ft. of heating can be installed on a single thermostat operating at 240V.
- Environ Flex Rolls should be installed with a floor sensor. All WarmlyYours nSpiration Series thermostats come with a floor sensor.

## How to Order

- 1** Simply draw a floor plan sketch of your project (including dimensions) .
- 2** Send it to [sales@warmlyyours.com](mailto:sales@warmlyyours.com). Then WarmlyYours’s skilled engineers will create a free SmartPlan™ custom installation plan based on your drawing, typically in as little as 1 business day.
- 3** After you receive your SmartPlan™, just verify the correct dimensions before placing your order with your WarmlyYours account manager.



Draw a floor plan of your project and we'll do the rest!